



elnagh

20**26**





elnagh




Specialisation, solidity and strength

70 years of experience that together with the competence of the production team, offer a vehicle that lasts over time.



Functional spaces and attention to comfort

Vehicles that always associate attention to construction technologies with a sensitivity for living comfort.



The reliability of a well-built vehicle

10-year guarantee against infiltration, high-performance materials and state-of-the-art manufacturing processes.



10 YEAR GUARANTEE
BODY PROTECTION



2026 RANGE

BARON COMPACT



Baron compact 539 NB|B | 6,69 m | 4 2 (+1+1)

BARON



Baron 20 | 6,99 m | 6 8



Baron 22 | 6,99 m | 7 7



Baron 65 | 6,99 m | 5 5



Baron 531 | 5,99 m | 4 4



Baron 560 | 6,99 m | 5 5



Baron 565 | 6,99 m | 5 5



Baron 573 | 7,45 m | 5 5



Baron 579 | 7,45 m | 5 5

T-LOFT



T-Loft 450 | 6,99 m | 5 5



T-Loft 529 | 6,99 m | 5 5



T-Loft 530 | 7,45 m | 5 5



T-Loft 532 | 7,45 m | 4 4



T-Loft 582 | 7,45 m | 4 4

MAGNUM



Magnum 530 | 7,45 m | 5 5



Magnum 582 | 7,45 m | 4 4



New **BARON COMPACT**

STANDARD CAPACITY 3.500 KG

16" STEEL WHEEL RIMS

CRUISE CONTROL WITH INTELLIGENT SPEED ASSIST

FOG LIGHTS

COLLISION MITIGATION SYSTEM

FORD REARVIEW CAMERA

LANE KEEPING ASSISTANCE

SPEED SIGN RECOGNITION

WRONG-WAY WARNING

FRONT PARKING SENSORS

SYNC 4 INFOTAINMENT SYSTEM

12" TOUCH DISPLAY

AUTOMATIC CLIMATE CONTROL SYSTEM

COMBI 4 GAS HEATING

ISOFIX

Ford Transit 2.0 cc 130 HP



The new Baron Compact is the ideal motorhome for couples, small crews and those entering the world of touring for the first time.

Designed to offer maximum manoeuvrability thanks to its compact dimensions, it tackles even the narrowest paths and lowest passages with ease, without compromising on comfort and liveability on board.

Compact in size, great to experience!





CHOOSING BARON COMPACT

CHOOSE THE VERSION BEST SUITED TO YOUR NEEDS



- Baron 539 B – with elevating bed
- Baron 539 NB – without elevating bed
- Only 2.15 m long, to really go anywhere

TAKE WITH YOU EVERYTHING YOU NEED



- Garage payload up to 300 kg
- Numerous storage compartments to suit all travel needs

COMFORT AND CONVENIENCE WHEN TRAVELLING



- Dinette with swivel seats that integrate into the living area
- Anti-mite and hypoallergenic mattresses and beds with wooden slats
- XL two-part living unit door with window and central Locking (Compact Pack)

TECHNOLOGY AND FUNCTIONALITY



- 200 W solar panel with MPPT controller (Compact Pack)
- Combi 4 Gasl heating
- CP-PLUS control panel (Compact Pack)
- ISOFIX



DISCOVER BARON COMPACT!



BARON Compact 539

The compact low-profile with twin beds and variable bathroom volume. Maximum manoeuvrability in the narrowest and most winding paths and minimum height to tackle even the lowest passages with ease.



Also available with elevating bed.



2 (+2) BEDS



4 APPROVED
SEATS



COMBI 4 GAS
+ CP-PLUS



START&STOP

CRUISE CONTROL WITH SPEED LIMITER

TRACTION PLUS

DAB + RADIO PROVISION

FIX&GO KIT

ALL SEASONS TYRES

WHITE CAB

60-LITRE DIESEL TANK

COMBI 4 DIESEL + CP PLUS CONTROL PANEL

WINTER PACK

ISOFIX

FIAT Ducato 2.200 cc 140 HP EURO 6E **FIAT**

There is a perfect Baron for every crew: low-profiles suitable for both couples and families as well as overcab models for large families.

Baron is versatile in every respect, its spaces are designed to provide you with maximum comfort at all times during your journey.





CHOOSING BARON

CHOOSE THE VERSION BEST SUITED TO YOUR NEEDS



- 3 length: 5,99 – 6,99 – 7,45 mt
- 3 overcab layout
- 5 low-profiles layout
- Twin, garage, central or bunk beds

TAKE WITH YOU EVERYTHING YOU NEED



- Many storage compartments to bring with you everything you need
- On the sides of the skyroof many storage compartments
- Large storage compartment under the bed base
- Garage payload up to 300 kg
- Clothes rail in the shower (where available)

COMFORT AND CONVENIENCE WHEN TRAVELLING



- XXL overcab with window and anticondensation panels
- Dinette with swivel seats that integrate into the living area (where available)
- Anti-mite and hypoallergenic mattresses and beds with wooden slats
- XL two-part living unit door* with window and central locking
- Curtain or pleated door separating the living area from the sleeping area, depending on the model

TECHNOLOGY AND FUNCTIONALITY



- Combi 4 Diesel heating and CP-PLUS control panel (standard)
- Winter pack (standard)
- Isofix (standard)
- Electrical rear bed height adjustment (where available)
- Day and night area USB socket



BARON 20

The overcab model by Elnagh that combines the advantages of the garage layout with those of the maxi bunk bed layout. It can house up to 8 beds!



UP TO 8 BEDS




6 APPROVED SEATS



COMBI 4 DIESEL + CP-PLUS

DISCOVER ALL THE RANGE





New **T-LOFT**



CRUISE CONTROL WITH SPEED ASSIST

TRACTION PLUS

MANUAL TRANSMISSION

MANUAL CLIMATE CONTROL

SEATS COVERS

FOLDING REAR VIEW MIRRORS WITH DEFROSTER

STEERING WHEEL CONTROLS

USB CHARGER (B+C)

FIX&GO KIT

ALL SEASONS TYRES

WHITE CAB

60 L DIESEL FUEL TANK

BLACK HEADLIGHT FRAME

XL TWO-PART LIVING UNIT DOOR WITH WINDOW AND CENTRAL LOCKING

TRUMA INETX + APP CONTROL PANEL

WINTER PACK

ISOFIX

FIAT Ducato 2.200 cc

140 HP EURO 6E **FIAT**

Functional in its living solutions, T-Loft surprises with its comfort and interior airiness.

The new T-Loft interiors evoke a warm and natural atmosphere in which oak, stone effect and dark wood blend in a harmony of earthy and sophisticated tones.

T-Loft is suitable for both couples and families of four to five people.



CHOOSING NEW T-LOFT

CHOOSE THE VERSION BEST SUITED TO YOUR NEEDS



- 2 length: 6,99 and 7,45 mt
- 5 low-profiles layout
- Variable-volume, independent or compact bathroom
- Twin, central or garage beds
- Face to face or L shaped dinette

TAKE WITH YOU EVERYTHING YOU NEED



- Storage compartments to adapt to every traveling needs
- Convenient pocket emptyer at the entrance
- Height adjustable by electric rear bed height adjustment system to obtain more volume in the garage (T-Loft 450 and 582)
- Large storage compartment under the bed base
- Garage payload up to 300 kg
- Clothes rail in the shower (except T-Loft 529)

COMFORT AND CONVENIENCE WHEN TRAVELLING



- Kitchen sink with invisible drain and sponge holder
- Auxiliary bed in dinette
- Anti-mite and hypoallergenic mattresses and beds with wooden slats
- Full-length storage shelf in the bathroom
- "Comfort seats" on face-to-face dinette
- Rotating shelf under wardrobes in sleeping area

TECHNOLOGY AND FUNCTIONALITY



- Combi 4 Diesel heating and Truma INETX + App control panel (standard)
- Winter pack (standard)
- Isofix (standard)
- Intelligent dual battery management and "coming home" function
- Day and night area USB socket
- 220 V socket in the kitchen



T-Loft 530

The 7.45 m low-profile model with twin beds and the convenience of an independent toilet and shower; more space in the toilet and shower enclosure. And for the privacy of travellers, a wooden living/sleeping area partition door.



5 BEDS



5 APPROVED
SEATS



COMBI 4 DIESEL
INETX + APP

DISCOVER ALL THE RANGE





New MAGNUM



FIAT Ducato 2.200 cc
140 HP EURO 6E **FIAT**

CRUISE CONTROL WITH SPEED ASSIST

TRACTION PLUS

MANUAL TRANSMISSION

MANUAL CLIMATE CONTROL

SEATS COVERS

BUS-TYPE REAR-VIEW MIRRORS

STEERING WHEEL CONTROLS

USB CHARGER (B+C)

DRL LED LIGHT

ALL SEASONS TYRES

60 L DIESEL FUEL TANK

FULL LED LIGHT

XL TWO-PART LIVING UNIT DOOR WITH WINDOW AND CENTRAL LOCKING

TRUMA INETX + APP CONTROL PANEL

WINTER PACK

ISOFIX

The new Magnum represents the perfect balance between spaciousness and comfort. With its excellent stowage solutions, it offers unparalleled practicality, both on the road and in everyday living.

The renovated interior evokes a warm, natural atmosphere: oak, stone effect and dark wood blend in a symphony of earthy, sophisticated tones.

An A-Class designed for those seeking the ultimate in functionality and beauty.



CHOOSING MAGNUM

CHOOSE THE VERSION BEST SUITED TO YOUR NEEDS



- 2 motorhome layout
- Twin or central beds
- Face to face or L shaped dinette

TAKE WITH YOU EVERYTHING YOU NEED



- Convenient pocket emptyer at the entrance
- Stowable bed access step
- Large stowage compartment under the bed base
- Height adjustable by electric rear bed height adjustment system to obtain more volume in the garage (Magnum 582)
- Garage payload up to 300 kg
- Clothes rail in the shower

COMFORT AND CONVENIENCE WHEN TRAVELLING



- Kitchen sink with invisible drain and sponge holder
- Maxi twin beds of 2 mt
- Anti-mite and hypoallergenic mattresses and beds with wooden slats
- Space saving elevating bed, you can sit comfortably in the dinette even when the bed is down
- Wooden door separating the living area from the sleeping area
- Rotating shelf under wardrobes in sleeping area

TECHNOLOGY AND FUNCTIONALITY



- Combi 4 Diesel heating and INETX + App control panel (standard)
- Winter pack (standard)
- Isofix (standard)
- Intelligent dual battery management and "coming home" function
- Day and night area USB socket
- 220 V socket in the kitchen



DISCOVER THE RANGE



MAGNUM 530

For those looking for a motorhome with twin beds, garage locker and 5 beds always available.

Space and practicality are the hallmarks of the Magnum 530, thanks also to the freestanding bathroom that allows you to use the toilet and shower at the same time.



5 BEDS



5 APPROVED
SEATS



COMBI 4 DIESEL
+ INETX



elnagh







2026 VAN RANGE

E-VAN





E-Van K2 | 5,41 m |  4  2



E-Van 2 | 5,99 m |  4  2



E-Van 5 | 5,99 m |  4  4




E-Van DUO | 6,36 m |  4  2

E-VAN TREND/PREMIUM



**E-Van K2
Trend/Premium** | 5,41 m |  4  2+1




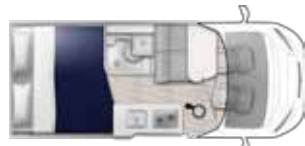
**E-Van 2
Trend/Premium** | 5,99 m |  4  2+1





**E-Van 5
Trend/Premium** | 5,99 m |  4  4+1



**E-Van 6
Trend/Premium** | 5,99 m |  4  2+1



**E-Van 6 XL
Trend/Premium** | 5,99 m |  4  2+1



**E-Van DUO
Trend/Premium** | 6,36 m |  4  2+1



**E-Van DUO XL
Trend/Premium** | 6,36 m |  4  2+1



New **E-VAN** NEXT



MANUAL CLIMATE CONTROL

CRUISE CONTROL WITH SPEED ASSIST

90 L DIESEL FUEL TANK

ALL SEASONS TYRES

DAB RADIO AERIAL IN THE MIRROR

STEERING WHEEL RADIO CONTROLS

TRACTION PLUS

84 L COMPRESSOR REFRIGERATOR, WITH 180° OPENING

COMBI 4 DIESEL HEATING

200 W SOLAR PANEL*

LIGHT PACK*

STYLE PACK*

MEDIA PACK*

DRIVE PACK*

*Pack already included at zero cost, promo valid until further notice

Citroën Jumper **140 HP** EURO 6E -
MANUAL TRANSMISSION



For those who are looking for their first van and want a safe, reliable and practical vehicle without giving up everything they need for their adventures. Living comfort and flexible solutions that adapt to your vacation needs at all times.

New E-Van is the result of careful evolution in design and materials as well as technical features and equipment.



CHOOSING NEW E-VAN NEXT

CHOOSE THE VERSION BEST SUITED TO YOUR NEEDS



- 4 layout
- Length from 5,41 to 6,36 mt
- Polyurethane foam insulation, applied in the areas most prone to thermal bridges

TAKE WITH YOU EVERYTHING YOU NEED



- Large drawers for storage in the kitchen
- Stowage spaces in the driver's cabin hat box
- Lifiable or removable bed bases to manage stowage space as needed (E-Van DUO)
- Cabinets for storing clothes and accessories

COMFORT AND CONVENIENCE WHEN TRAVELLING



- New kitchen top with single-surface top for more convenient use
- Automotive-style dinette seating with ergonomic backrests for added comfort.
- Wider rear double bed and net lock at the base (where provided).
- Fabric-covered sleeping area walls for more comfort

TECHNOLOGY AND FUNCTIONALITY



- 84 litre compressor fridge with 180° opening
- Table with extension, removable and usable outdoors
- USB sockets in living area
- 200 W solar panel*



DISCOVER THE NEW RANGE!



E-VAN DUO NEXT

The 6.36 m long van is a champion of versatility in rear storage. The bed nets, which can be lifted and removed, allow space to be managed according to the needs of travel.



2 BEDS



4 APPROVED
SEATS



COMBI 4
DIESEL

E-VAN TREND



FIAT DUCATO 2.200 CC 140 HP

7 DIFFERENT LAYOUTS

LENGTH FROM 5,41 TO 6,36 MT

UP TO 5 BEDS

UP TO 4 APPROVED SEATS

15" STEEL WHEEL RIMS

70 LT OR 84 LT COMPRESSOR FRIDGE
(DEPENDENT ON THE MODELS)

WEBASTO 4 KW DIESEL

EXTERIOR LED LIGHT

ELECTRIC STEP



Thanks to the many interior solutions, E-Van Trend models are the best solution for every kind of travel.

Everything is designed to offer new spaces, such as nets that can be lifted or disassembled to manage the storage space as needed.

**DISCOVER THE
RANGE**



Polyester fibre and aluminium film insulation for total coverage and absence of thermal bridges



Open-space cabin and folding table in the dinette that can be extended and removed



USB sockets and 40x40 cm skylight with blackout blind and mosquito net in living and sleeping areas



Laminate kitchen top and stainless steel sink



FIAT DUCATO 2.200 CC 140 HP

7 DIFFERENT LAYOUTS

LENGHT FROM 5,41 TO 6,36 MT

MANUAL CAB CLIMATE CONTROL SYSTEM

90L FUEL TANK

ALL SEASONS TYRES

TRACTION PLUS

FOG LIGHTS

9" CAPACITIVE TOUCH SCREEN RADIO

REARVIEW CAMERA

COMBI 4 DIESEL HEATING

SOFT TOUCH WALLS

An Elnagh Premium van is style and functional space, but also technology and high-performance materials with bright, well ventilated spaces.

The use of high-performance materials, such as acrylic stone or methacrylate in the kitchen unit, ensures high performance even over the years.

DISCOVER THE RANGE



Polyester fibre and aluminium film insulation for total coverage and absence of thermal bridges



Open-space cabin and folding table in the dinette that can be extended and removed



70x50 cm skylight with blackout blind and mosquito net in living area



Acrylic stone washbasin and acrylic stone kitchen worktop



MOTORCARAVAN RANGES COMPARED

CHASSIS	BARON COMPACT	BARON	T-LOFT	MAGNUM
FIAT DUCATO 2.200 CC 140 HP EURO 6E	--	✓	✓	✓
FORD TRANSIT 2.0 CC 130 HP	✓	--	--	--
60 L. DIESEL FUEL TANK	--	✓	✓	✓
70 L. DIESEL FUEL TANK	✓	--	--	--
START&STOP	✓	✓	✓	✓
ABS+ESC	✓	✓	✓	✓
ELECTRIC HANDBRAKE	✓	FIAT PACK *	FIAT PACK *	FIAT PACK *
CRUISE CONTROL	✓	✓	✓	✓
TECHNO DASHBOARD	---	✓	✓	✓
TRACTION PLUS	---	✓	✓	✓
MANUAL TRANSMISSION	✓	✓	✓	✓
DRIVER & PASSENGER AIRBAG	✓	✓	✓	✓
MANUAL CLIMATE CONTROL SYSTEM	---	✓	✓	✓
AUTOMATIC CLIMATE CONTROL SYSTEM	✓	---	---	---
SEATS COVERS	COMPACT PACK *	✓	✓	✓
REARVIEW MIRRORS WITH DEFROSTER	✓	✓	✓	✓ (bus type)
BLACK SKID PLATE	---	✓	✓	---
WHITE CAB	✓	✓	✓	-
FOG LIGHTS	✓	FIAT PACK *	FIAT PACK *	FIAT PACK *
DRL LED	---	---	---	✓
AUTOMATIC HEADLIGHTS	✓	---	---	---
AUTOMATIC WINDSCREEN WIPERS	✓	---	---	---
PAINTED BUMPERS	FORD PACK *	FIAT PACK *	FIAT PACK *	FIAT PACK *
SET-UP FOR RADIO WITH DAB AERIAL	---	✓	✓	✓
9" TOUCH SCREEN PIONEER RADIO	---	EXPO PACK *	EXPO PACK *	EXPO PACK *
STEERING WHEEL CONTROLS	✓	✓	✓	✓
FIX&GO KIT	✓	✓	✓	✓
16" WHEEL RIMS	✓ (steel)	FIAT PACK * (alloy)	FIAT PACK * (alloy)	FIAT PACK * (alloy)
ALL SEASONS TYRES	---	✓	✓	✓
TPMS (Tyre pressure monitoring sensor)	✓	FIAT PACK *	FIAT PACK *	FIAT PACK *
FRONT PARKING SENSORS	✓	---	---	---
12" TOUCH DISPLAY	✓	---	---	---

LIVING UNIT	BARON COMPACT	BARON M	BARON B	T-LOFT	MAGNUM
TRUMA COMBI 4D (diesel)	O	✓	✓	✓	✓
CP-PLUS CONTROL PANEL	COMPACT PACK *	✓	✓	---	---
INETX CONTROL PANEL	---	---	---	✓	✓
WINTER PACK	O	✓	✓	✓	✓
5° APPROVED SEAT (where available)	---	✓	✓ (except 531)	✓ (on 450, 529, 530)	✓ (on 530)
SEATS COVERS	COMPACT PACK *	✓	✓	✓	✓
SWEAVEL FRONT SEATS (where available)	✓	✓	✓	✓	✓
2-BURNER HOB	✓	✓	✓	✓ (Premium)	✓ (Premium)
KITCHEN BASKETS	---	✓	✓	✓	✓
158 L, 2 DOORS COMPRESSOR FRIDGE	---	---	---	✓	✓
137 L, 1 DOOR COMPRESSOR FRIDGE	✓	✓	✓	---	---
FRONT PORTLIGHT - MIDI HEKI [700 X500]	✓ (on version NB)	✓	-	-	✓
CENTRAL PORTLIGHT - MINI HEKI [400 X400]	--- (on version NB) ✓ (on version B)	---	✓	✓	---
REAR PORTLIGHT - MINI HEKI [400 X400]	✓	✓	✓	✓	✓
TOILETTE PORTLIGHT 28X28 CM	✓	✓	✓	✓	✓
XL TWO-PART LIVING UNIT DOOR WITH WINDOW AND CENTRAL LOCKING	COMPACT PACK *	✓ (except Baron 22)	✓	✓	✓
PLEATED SLIDING FLYSCEEN	✓	✓	✓	✓	✓
PLEATED CAB BLIND	COMPACT PACK *	EXPO PACK *	EXPO PACK *	EXPO PACK *	EXPO PACK *
RIGID SLEEPING/LIVING AREA PARTITION DOOR	---	---	---	✓ (except T-Loft 450)	✓
ADDITIONAL SLEEP IN DINETTE	O	✓	✓	✓ (except T-Loft 532 and 582)	✓ (except 582)
TV HOLDER	COMPACT PACK (32")*	✓ (24")	✓ (24")	✓ (32")	✓ (32")
USB SOCKET IN LIVING AND SLEEPING AREAS	✓	✓	✓	✓	✓
220 V SOCKET IN THE GARAGE	✓	✓	✓	✓	✓
CONVERSION OF TWIN BEDS INTO DOUBLE BED	✓	✓ (except 65)	✓ (except 565, 573)	✓ (on 529, 532, 530)	✓ (on 530)
ROTATING SHELF UNDER CABINETS	---	---	---	✓	✓
ELECTRIC REAR BED HEIGHT ADJUSTMENT SYSTEM	---	✓ (Baron 20)	✓ (Baron 560, 579)	✓ (T-Loft 450, 582)	✓ (Magnum 582)
REAR WITH FULL LED HEADLIGHTS	✓	-	-	✓	✓
ISOFIX	✓	-	✓	✓	✓
200 W SOLAR PANEL WITH MPPT CONTROLLER	COMPACT PACK *	EXPO PACK *	EXPO PACK *	EXPO PACK *	EXPO PACK *
AWNING	PLEIN AIR PACK	ENJOY OUTDOOR PACK	ENJOY OUTDOOR PACK	PLEIN AIR PACK	PLEIN AIR PACK
STEP INSULATION	WINTER PACK	✓	✓	✓	✓
GARAGE ACCESS FROM LIVING UNIT	---	---	---	✓	✓
FLOOR ON TWO LEVELS ONLY (DAY/NIGHT)	---	---	---	✓	✓
FRESH WATER MAX TANK CAPACITY IN DRIVING CONDITIONS (L)	20L.**	20L.**	20L.**	20L.**	20L.**
MAX CAPACITY OF GAS LOCKER (KG)	20 KG	20 KG	20 KG	20 KG	20 KG

*Pack already included at zero cost, promo valid until further notice **For the capacity of the clean water tank with stationary vehicle and the capacity of the grey water tank, please refer to the technical data sheets available on the website.

✓ Standard | - Not available | O Optional



VAN RANGES COMPARED

CHASSIS	e-van	e-van trend	e-van premium
ENGINE	CITROËN JUMPER 2.2 Multijet - 140 HP	FIAT DUCATO 2.2 Multijet - 140 HP	FIAT DUCATO 2.2 Multijet - 140 HP
90 L. FUEL TANK	✓	✓	✓
CRUISE CONTROL WITH SPEED LIMITER	✓	✓	✓
START&STOP	✓	✓	✓
LEATHER COVERED STEERING WHEEL AND GEAR LEVER KNOB	✓ (STYLE Pack*)	✓ (STYLE Pack)	✓ (STYLE Pack)
DRIVER AND PASSENGER AIRBAGS	✓	✓	✓
USB CHARGER (B+C)	✓	✓	✓
TECHNO TRIM	✓ (STYLE Pack*)	✓ (STYLE Pack)	✓ (STYLE Pack)
BODY COLOURED BUMPERS	✓ (LIGHT Pack*)	✓ (LIGHT Pack)	✓ (LIGHT Pack)
BLACK SKID PLATE	✓	✓	✓
FOG LIGHTS	✓ (LIGHT Pack*)	✓ (LIGHT Pack)	✓ (LIGHT Pack)
ELECTRIC HANDBRAKE	✓ (LIGHT Pack*)	✓ (LIGHT Pack)	✓ (LIGHT Pack)
DRIVER & PASSENGER SEATS WITH LUMBAR SUPPORT AND ARMREST	✓	✓	✓
SEAT COVERS	✓ (DRIVE Pack*)	✓ (DRIVE Pack)	✓ (DRIVE Pack)
16" ALLOY WHEEL RIMS	✓ (STYLE Pack*)	✓ (STYLE Pack)	✓ (STYLE Pack)
ALL SEASONS TYRES	✓	✓	✓
TPMS	✓ (STYLE Pack*)	✓ (STYLE Pack)	✓ (STYLE Pack)
ELECTRIC MIRRORS WITH DEFROSTER	✓	✓	✓
MANUAL CLIMATE CONTROL	✓	✓	✓
SET-UP FOR DAB+ RADIO AERIAL	✓	✓	✓
9" TOUCH SCREEN RADIO ANDROID AUTO/APPLE CARPLAY WITH STEERING WHEEL CONTROLS	✓ (MEDIA Pack*)	✓ (MEDIA Pack)	✓ (MEDIA Pack)
REAR-VIEW CAMERA	✓ (MEDIA Pack*)	✓ (MEDIA Pack)	✓ (MEDIA Pack)
SOLAR PANEL	✓ (at Zero cost)	OPT (SILVER Pack)	OPT (SILVER Pack)
AWNING	OPT	OPT (SILVER Pack)	OPT (SILVER Pack)

LIVING UNIT	e-van	e-van trend	e-van premium
PLEATED CAB BLIND	✓ (DRIVE Pack)	✓ (DRIVE Pack)	✓ (DRIVE Pack)
TWO-BURNER HOB	✓	✓	✓
REFRIGERATOR	K2: Compressor, 84 l 2: Compressor, 84 l 5: Compressor, 84 l DUO: Compressor, 84	K2: Compressor, 70 l 2: Compressor, 84 l 5: Compressor, 84 l 6: Compressor, 70 l 6 XL: Compressor, 70 l DUO: Compressor, 84 l DUO XL: Compressor, 84 l	K2: Compressor, 70 l 2: Compressor, 84 l 5: Compressor, 84 l 6: Compressor, 70 l 6 XL: Compressor, 70 l DUO: Compressor, 84 l DUO XL: Compressor, 84 l
HEATING	Combi 4 DIESEL (with CP-PLUS)	DIESEL 4 Kw	Combi 4 DIESEL
FOLDING TOP TABLE WITH EXTENSION	--	✓	✓
REMOVABLE TABLE WITH EXTENSION	✓	--	--
WOODEN SLAT BED BASES	✓	✓	✓
SWIVEL SEATS	✓	✓	✓
KITCHEN TOP AND BATHROOM SINK IN ACRYLIC STONE	--	--	✓
SWIVEL SEATS	--	OPT	✓
MIDI HEKI 70X50 CM	✓ (DRIVE Pack*)	✓ (DRIVE Pack)	✓ (DRIVE Pack)
OPENABLE REAR WINDOWS WITH BLIND AND FLYSCREEN	✓	✓	✓
ELECTRIC STEP	✓ (DRIVE Pack*)	✓ (DRIVE Pack)	✓ (DRIVE Pack)
ENTRANCE DOOR FLYSCREEN	✓ (DRIVE Pack*)	✓ (DRIVE Pack)	✓ (DRIVE Pack)
LED EXTERNAL LIGHT	✓ (DRIVE Pack*)	✓ (DRIVE Pack)	✓ (DRIVE Pack)
FLAT FRAME WINDOWS	--	✓	✓
REAR LEFT SIDE WINDOW	--	OPT	✓ (on 2, DUO, DUO XL)
CABINA OPEN SPACE	--	✓	✓
SOFT TOUCH WALLS	--	✓	✓
INTERNAL INSULATION MATERIAL	Polyurethane foam	Polyester fibre and aluminium film	Polyester fibre and aluminium film
GAS BOTTLES (max kg)* * Depending on the gas bottles available in each country, this capacity may be limited	2x5 KG	2x5 KG	2x5 KG
FRESH WATER MAX TANK CAPACITY IN DRIVING CONDITIONS (L)	20 L.**	20 L.**	20 L.**

*Pack already included at zero cost, promo valid until further notice **For the capacity of the clean water tank with stationary vehicle and the capacity of the grey water tank, please refer to the technical data sheets available on the website.

✓ Standard | - Not available | ○ Optional

NOTES

ELNAGH reserves itself the right to change the characteristics and the furnishings of all its models with no advance notice required; all data contained in this leaflet must therefore be considered approximate and non-binding.

Despite thorough checks of the contents, we cannot exclude possible printing and/or translating errors.

This catalogue does not constitute contractual documentation.

For the above reasons, all information relating to the specifications and equipment of each model must be requested prior to purchase from the dealer, who, as the sole contact person, will confirm or correct the data published by updating the customer on the characteristics and actual equipment of the relevant vehicle being negotiated.

Any reproduction, including in part, of the test or of the content of this document is prohibited.

The indicated weights are exclusively approximated. Tolerances of +/-5 % are allowed.

Generally speaking, special equipment and options increase the no-load weight and entail a reduction in the payload.

We hereby decline any and all responsibility in case structural changes are made to the vehicle; any assembly, disassembly or changes carried out by unauthorised workshops may jeopardise your safety and cause the warranty clauses to be forfeited.

For additional information on installation and technical details, please contact one of our dealers.

MASS IN RUNNING ORDER

Includes the weight of the empty base vehicle, the driver (75 kg), fuel and fluid tanks filled to at least 90%, fresh water tank filled to maximum capacity as declared by the manufacturer ref: 'travel', gas cylinder for domestic use with a maximum weight as declared by the manufacturer. The mass in running order, and consequently the payload and/or travel seats, may vary depending on the installed accessories.

The Mass in Running Order value shown in the commercial documentation is the value calculated during the homologation procedure and may differ from the delivered vehicle's value due to production tolerances. The legally allowed deviation is $\pm 5\%$. During the purchasing process, it is necessary to verify the weight of the optional equipment intended to be installed on the vehicle.

PAYLOAD

It is the difference between the technically permissible maximum mass and the mass in running order. The payload includes elements for habitation, passengers 'transported' as defined by the manufacturer (excluding the driver), and personal belongings. The minimum payload calculation is based on the following parameters:

- 75 kg for each passenger (excluding the driver) - 10 kg of luggage for each passenger and the driver
- 10 kg for each meter of vehicle length

The remaining payload can be used for installing accessories or additional luggage.

Anything not included in the standard version of the vehicle, both cell and chassis, increases the mass in running order and consequently reduces the payload, potentially reducing the number of approved seats.

Available payloads result from the difference between the technically permissible maximum mass and the mass in running order.

During the purchasing process, it is necessary to verify the weight of the optional equipment intended to be installed on the vehicle.

The weight of non-standard accessories is not included in the mass in running order. Additional accessories and devices reduce the payload by an amount equal to their weight; the weight impact of individual accessories is listed in the appropriate column in the price list or can be requested at our dealers' shops

Please note that the law does not allow exceeding the technically permissible maximum mass, which can be found in the technical sheet specifications.

Ensure that the maximum axle loads and the technically permissible maximum mass are not exceeded during full vehicle loading.

The number of approved seats may vary depending on the regulations of individual countries regarding circulation.



VISIT THE WEBSITE



elnagh.com

TO FIND OUT WHAT'S NEW AND SHARE YOUR OPINION
FOLLOW ELNAGH ON SOCIAL CHANNELS



ISO 9001: MSC-9-1117



ISO 14001: MSC-14-1118



ISO 45001: MSC-45-1119